

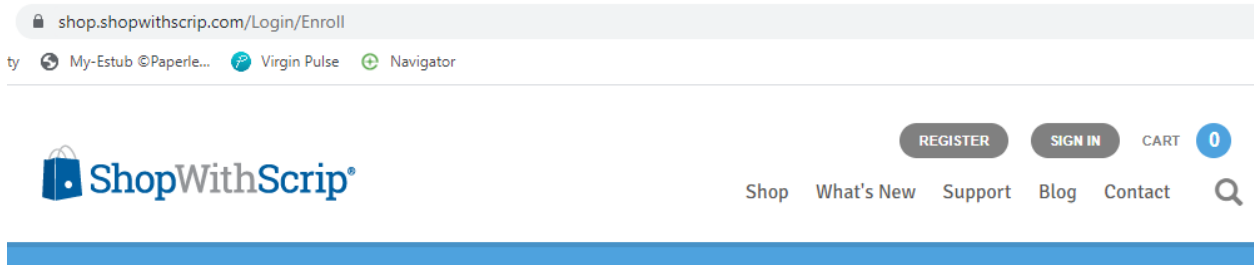
Go to shopwithscrip.com

Click **Join a Program**



Enter St. Bons Enrollment Code: **82CADA5F1291**

Then click **register**



Enroll

Before you start the enrollment process, please be sure you have your organization's enrollment code available through your scrip coordinator.

Enrollment code:*

REGISTER



Complete **REGISTER** screen with your personal information --- **INCLUDE STUDENT'S NAME**

****Set up Username & Password that you will remember!!**

Two Authentication – can set up to text or call

Set Up Two-Step Authentication

Two-step authentication adds extra security to your account any time you log in on a phone or computer we don't recognize. Choose the method that works best for you and you'll receive a text message or voice call with a secure code to continue getting you set up.


 Text Message  Call

Phone Number

XXX-XXX-XXX

Phone Name (Ex: Mom's Phone) *Optional*

SEND CODE

 We will only use this number for account verification. To protect your account, please do not share this verification code with anyone else. We will never call or email you to ask for your code.

Enter verification code if selected text OR answer call and complete accordingly

Enter Your Verification Code

We sent a text message to (***) ***-3919 with a verification code.

Verification Code

SUBMIT

Didn't receive your code? [Cancel and start over.](#)

Set up Online Payments ---

Get Started with Online Payments

Congratulations on creating your account. Now, choose how to pay for your gift cards. By using secure Online Payments, such as a bank account or credit card, you get immediate access to eGift cards and can instantly add money to reloadable cards.

To quickly and easily link your bank account, select Link Bank Account below. To pay with a credit card, simply enter your card information at checkout.

LINK BANK ACCOUNT

Add a Bank Account for Online Payments

Gift card fundraising is even more convenient when you pay online. You don't have to write checks or coordinate getting cash to your organization. And you get eGift cards instantly and can add money to reloadable cards immediately.

- Instantly link your account in a matter of minutes for over 9500 banks and credit unions.
- Choose to pay securely from your checking or savings account.
- Pay a small \$.15 fee on each transaction.

Learn more about the [security of online payments](#).

Reminder: credit card payments

You always have the option to pay with a credit card at checkout too. There is a 2.6% fee on each transaction when you pay with a credit card.

Whether you choose to pay with your bank account or credit card, make sure to always have enough funds available at time of purchase or you may incur unnecessary fees.



Instantly Link a Bank Account

Easily link a checking or savings account by searching for and selecting your bank from a list. Then, enter your online banking credentials, choose which account you'd like to link, and create a PIN.

I have read and agree to the [terms and conditions](#) and [privacy policy](#).



Choose
|



Manually Enter Account Numbers

Enter your banking information to enroll. We'll add two small deposits (ex: \$0.52) to your account, which you'll need to verify, then create your PIN. Depending on your bank, this process will take 1 to 2 days to complete.

I have read and agree to the [terms and conditions](#) and [privacy policy](#).



Go through steps as they come up on the screen

**If choosing the Instantly Link a Bank Account be sure to have your online banking username & password ready
--- Log in when screen comes up – select bank account – set PIN

**If Choosing Manually Enter Account Numbers – be sure to follow steps to verify funds deposited

******PIN – set this to something you will remember!!**